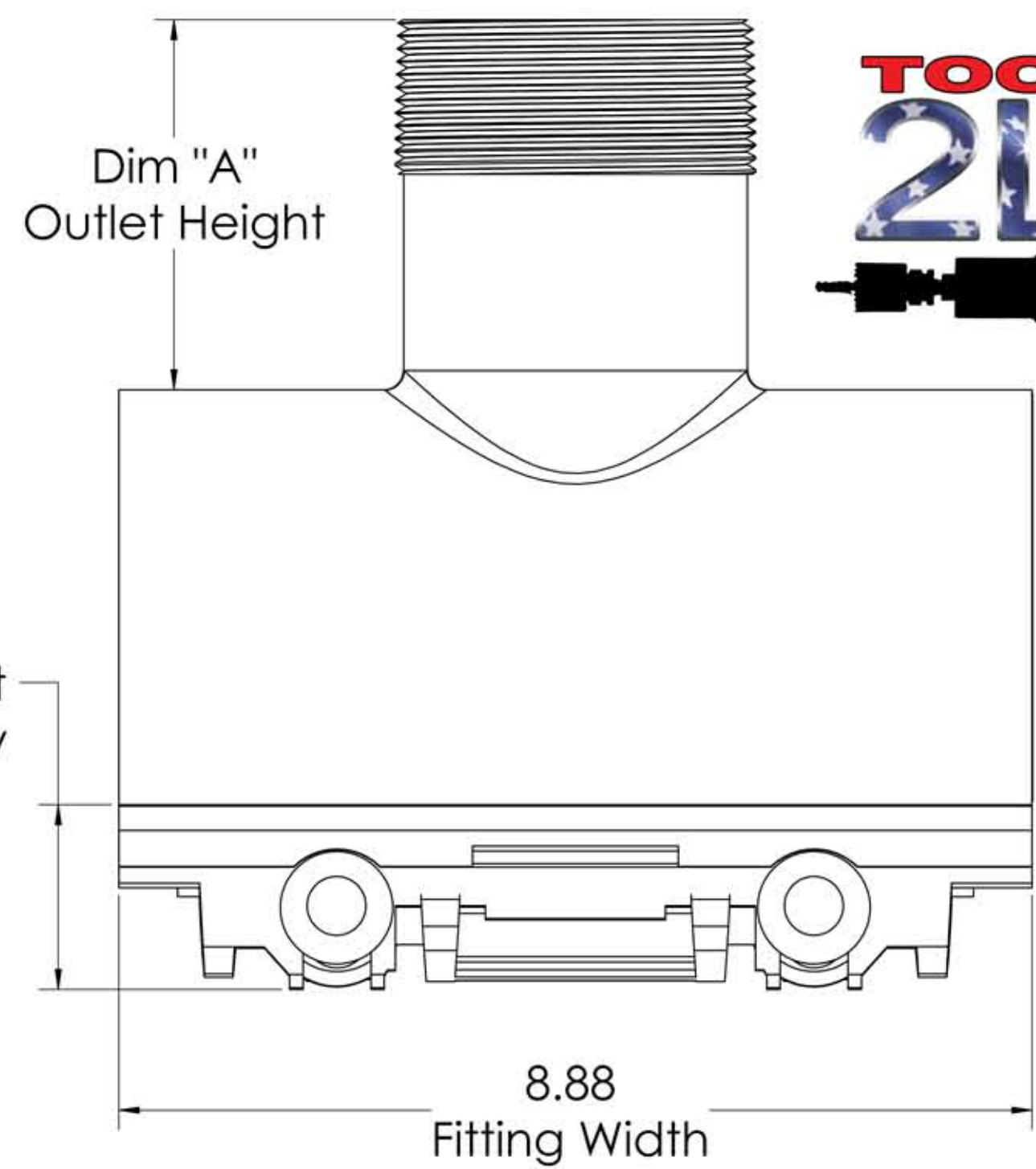


4

3

2

1



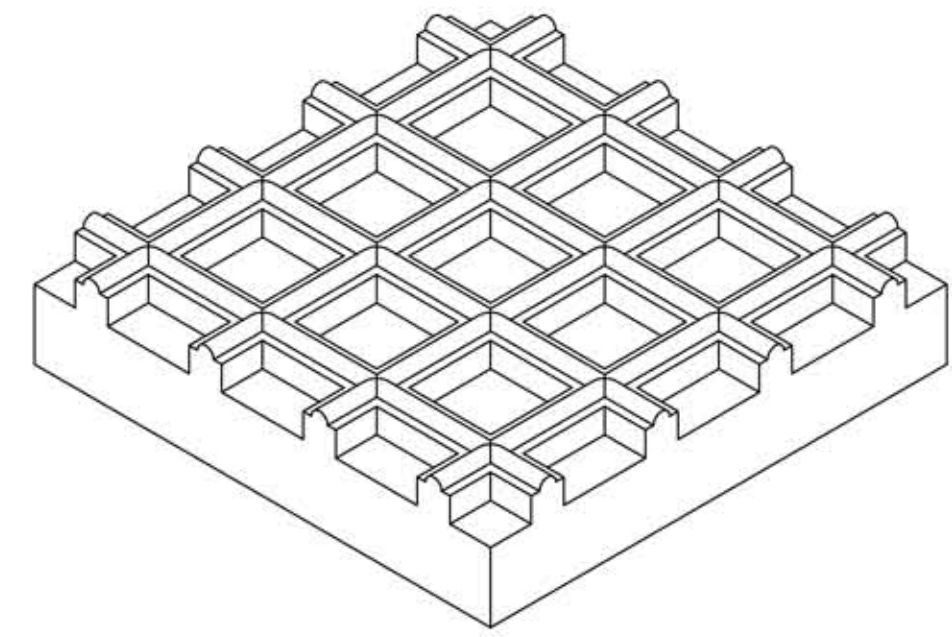
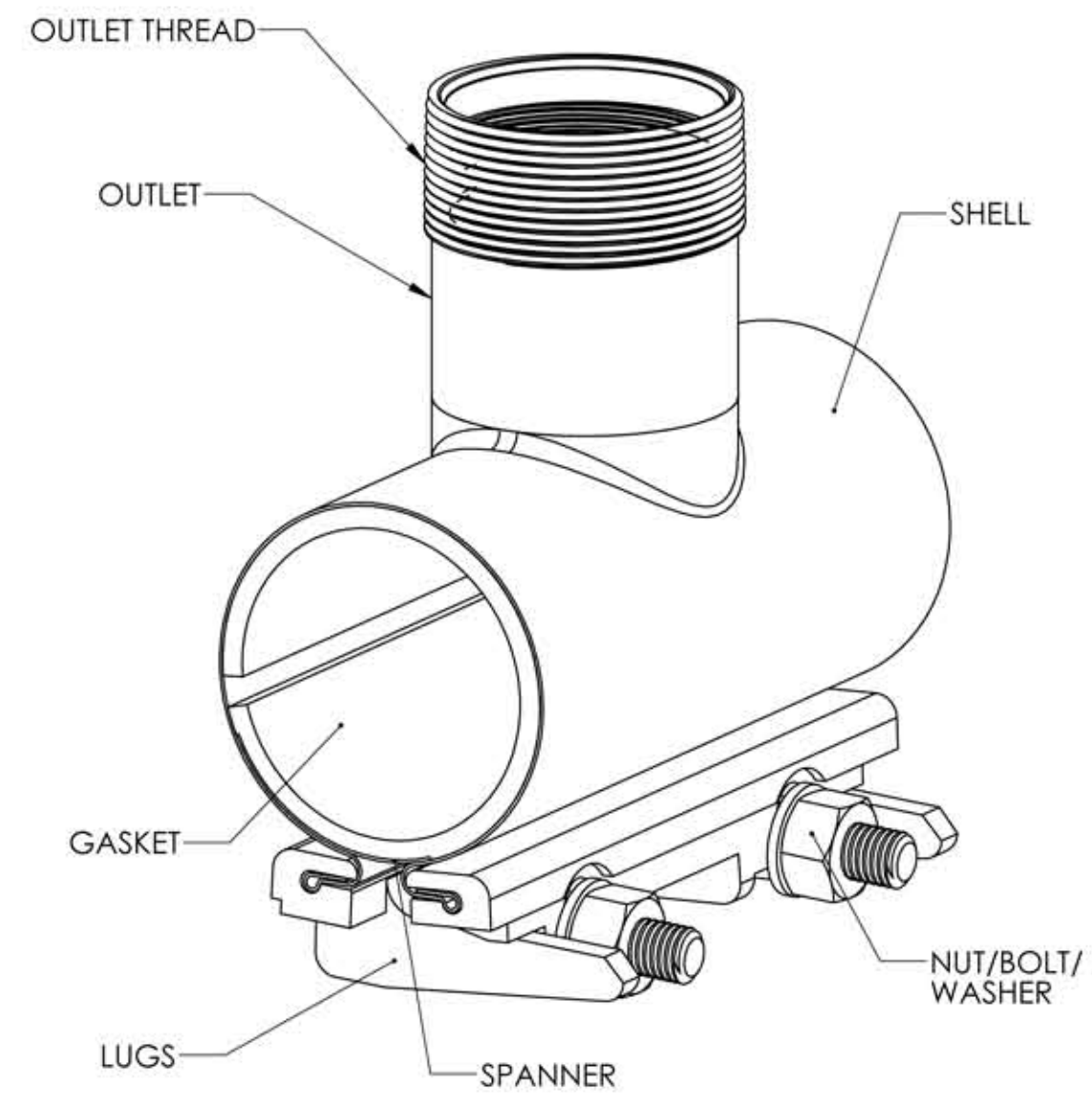
Nominal Pipe Size	CTS O.D.	IPS O.D.	Outlet Size	Outlet Height Dim "A"	Outlet Thread
3/4"	0.88"	1.05"	3/4"	2.24"	3/4" NPT
1"	1.13"	1.32"	3/4"	2.24"	3/4" NPT
1"	1.13"	1.32"	1"	3.02"	1" NPT
1-1/4"	1.38"	1.55"	1-1/4"	2.70"	1-1/4" NPT
1-1/2"	1.63"	1.90"	1-1/4"	2.70"	1-1/4" NPT
1-1/2"	1.63"	1.90"	1-1/2"	3.24"	1-1/2" NPT
2"	2.13"	2.38"	1-1/2"	2.72"	1-1/2" NPT
2"	2.13"	2.38"	2"	2.63"	2" NPT
2-1/2"	2.63"	2.88"	1-1/2"	2.5"	1-1/2" NPT
2-1/2"	2.63"	2.88"	2"	2.3"	2" NPT
3"	3.13"	3.5"	3"	3.60"	3" NPT
4"	4.13"	4.5"	3"	3.60"	3" NPT
4"	4.13"	4.5"	4"	3.60"	4" NPT
Nominal Pipe Size	Range		Outlet Size	Outlet Height Dim "A"	Outlet Thread
2-1/2" DI	2.50-2.70		2"	2.63	2" NPT
3" DI	3.75" - 4.00"		3"	3.60"	3" NPT
4" DI	4.69-4.91"		3"	3.60"	3" NPT

Line Stop Fittings Include Completion Plug

1.8 Lug Height from Body

Dim "A" Outlet Height

8.88 Fitting Width



Detail View of Gasket Sealing Surface

Outlet Size	Outlet Height Dim "A"	Outlet Thread
3/4"	1.5"	3/4" NPT
1"	1.5"	1" NPT
1-1/4"	1.5"	1-1/4" NPT
1-1/2"	1.5"	1-1/2" NPT
2"	2"	2" NPT
2-1/2"	2.5"	2-1/2" NPT
3"	3"	3" NPT
4"	4"	4" NPT

Hot Tap Saddles are Available for the Following IPS & CTS Pipe Sizes: 3/4", 1", 1-1/4", 1-1/2", 2", 2-1/2", 3", 4" and 3" DI

Material Specifications

- Shell: Type 304, 18-8 Stainless Steel
- Spanner: Type 304, 18-8 Stainless Steel
- Gasket: NBR rated to 180°F or EPDM rated to 212°F (NSF 61 Approved)
- Lugs: Type 304 Cast Stainless Steel
- Completion Plug: Brass, Stainless Steel, or Carbon Steel
- Bolts/Washer: Type 304 Stainless Steel, 5/8" Threads coated with Fluoropolymer Coating
- Nuts: Type 316 Stainless Steel, coated with Fluoropolymer Coating

THE INFORMATION DISCLOSED IN THIS DOCUMENT, INCLUDING ALL DESIGNS AND RELATED MATERIALS, IS THE VALUABLE PROPERTY OF TOTAL PIPING SOLUTION, INC. (TPS). TPS RESERVES ALL PATENT, COPYRIGHT, AND PROPRIETARY RIGHTS TO THE INFORMATION SET FORTH IN THIS DOCUMENT INCLUDING ALL DESIGN, MANUFACTURING, REPRODUCTION, USE AND SALES RIGHTS THERETO, EXCEPT TO THE EXTENT SAID RIGHTS ARE EXPRESSLY GRANTED TO OTHERS. REPRODUCTION, TRANSMISSION, OR DISCLOSURE, WITHOUT TPS'S EXPRESS PRIOR WRITTEN CONSENT, OF THIS DOCUMENT OR THE INFORMATION SET FORTH IN THIS DOCUMENT TO ANY THIRD PARTY IS PROHIBITED.

SUBMITTAL DRAWING

UNLESS OTHERWISE SPECIFIED DIMENSIONS ARE IN INCHES. TOLERANCES ARE: FRACTIONS: ±1/16" ANGLE: ±1° DECIMALS: .XX ±.02 .XXX ±.005 DO NOT SCALE DRAWING	CONTRACT NO.		TITLE Quick Cam Line Stop & Hot Tap Submittal Drawing	
	APPROVALS	DATE		
THIRD ANGLE PROJECTION	DRAWN: R/JF	01/12/16	SIZE CAGE CODE DWG NO C 37151	
	CHECKED:		SCALE 1:2	WEIGHT
	APPD:		SHEET 1 OF 1	
	CUST:		REV B	

DRAWING NO. 37151 REV B SHT 1

4

3

2

1